



Patient Portal

1. Click on the Patient portal link and click the "Register Here" button

A screenshot of the Patient Portal Login page. The page has a white background with a dark blue border. At the top, there is a mouse cursor icon and the text "Patient Portal Login". Below this, there are two input fields: "Email*" and "Password*". Under the password field, there is a checkbox labeled "Remember me". A large blue button with the text "LOGIN" is centered below the checkbox. At the bottom of the form, there are two links: "Don't have an account? Sign Up" and "Forgot Password or Email?". A red arrow points from the "Forgot Password or Email?" link towards the "LOGIN" button.

2. Fill out the requested information

ACCOUNT INFO

VERIFICATION

CREATE PASSWORD

Set Up Your Patient Portal Account

Complete the form below to create an account for Patient Portal.


Email*

First Name* Last Name*

Date of Birth*

Continue

3. Access your email for the verification code and input here



Verify Your Identity

Your verification code has been sent to andre.tom.jones@gmail.com. Please enter the code below and click "Submit".

If you did not receive a verification code, please click "Re-send Code" and a new verification code will be sent to you.

Enter Your Verification Code*

Submit

Cancel

Re-send Code

4. Create your password, confirm it by typing it again, and ensure the box is checked before hitting Submit.

ACCOUNT INFO ✓

VERIFICATION ✓

CREATE PASSWORD ✎

Create Your Password

Create Your Password and log in to your Patient Portal account.

Create a Password*

- ✗ 8 to 20 characters
- ✗ Special characters
- ✗ Numbers
- ✗ Uppercase letters
- ✗ Lowercase letters

Confirm your Password*

I accept the Privacy Policy & Terms of Use

Submit

5. Familiarize yourself with the Patient Portal. The Home page will allow you to see recent office communications in the messages inbox, complete online forms, and see upcoming appointments.

- Home
- Appointments
- Messaging
- Online Forms
- Account Settings

The Home page will allow you to see recent messages, upcoming appointments, and complete any pending forms that you may have.

1901 Babcock Road, San Antonio, TX 78229


Call us at (210) 734-5092 | Email us at smile@inspiredentalsa.com

Messaging Inbox (0)

Create Message

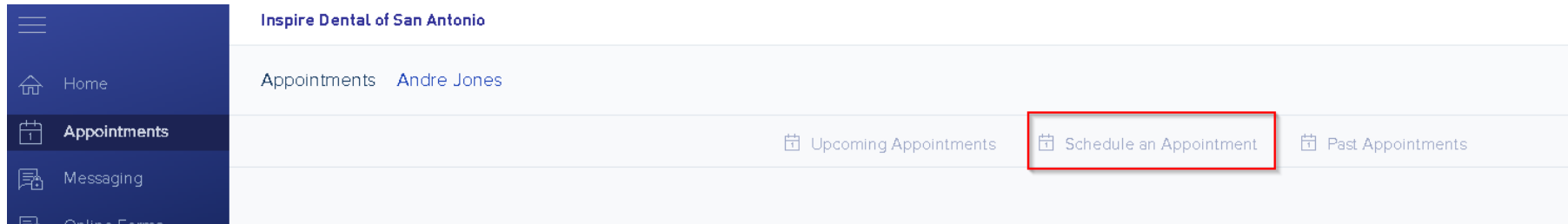
Appointments
No upcoming appointments
Scheduled appointments appear here

Recent Online Forms



You have not completed any forms yet.

6. To Schedule a New Appointment, click here:

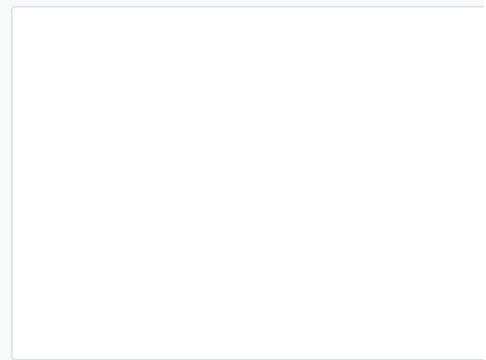


7. To complete New or Existing patient forms, click on Online Forms


- Home
- Appointments
- Messaging
- Online Forms**
- Account Settings

Online Forms

Expired Forms



Forms to review



Existing Pt Medical &
Dental History



Recently Submitted